

Raised access floors

FACTORY FINISHED PANELS

**WOODCORE  
PANELS**

**HARD COVERINGS**



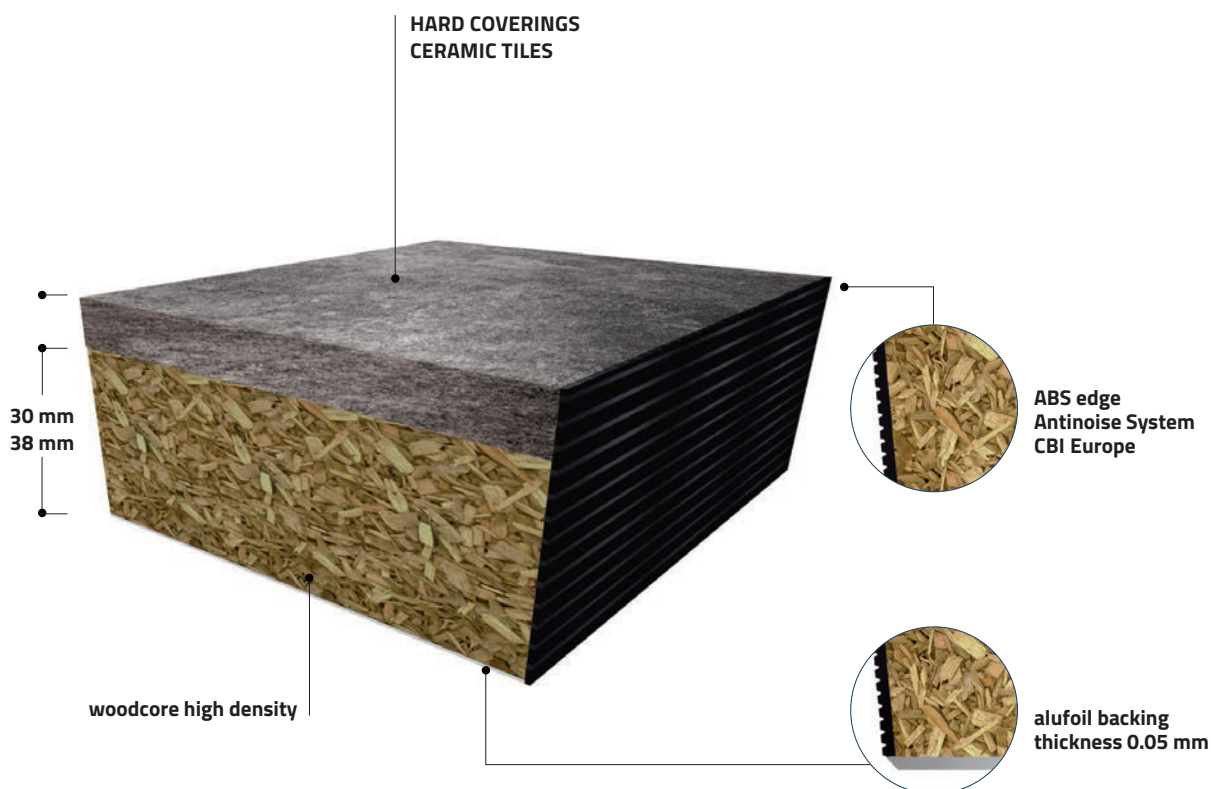
## PANELS




### WOODCORE PANELS

## ALUFOIL BACKING / HARD COVERINGS

woodcore high density 600 x 600 mm

aluminum foil backing 0.05 mm

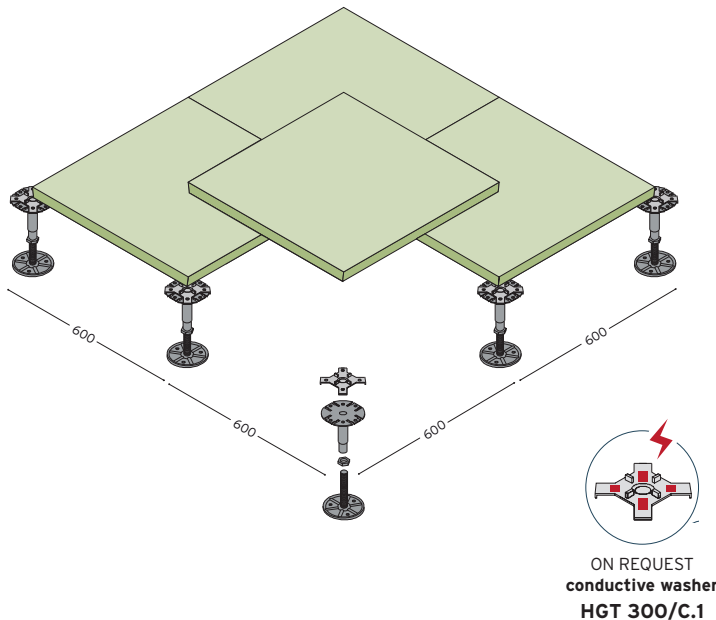


TECHNICAL SPECIFICATIONS		PT30C h 30 mm / kg 16,70	PT38C h 38 mm / kg 19,00
fire reaction UNI EN 13501-1		Bfl-s1	
fire resistance UNI EN 13501-2		REI 30	
TECHNICAL FEATURES UNI EN 12825			
 <b>CBI/ST</b>	center of panel - deflection 2,5 mm	6,75 > 7,1 kn	
	center of panel - ultimate load	13,4 > 14,1 kn	
	loading class	6	
 <b>CBI/CR</b>	center of panel - deflection 2,5 mm	7,0 > 7,4 kn	
	center of panel - ultimate load	14,0 > 14,8 kn	
	loading class	6	
 <b>IF tubular</b>	center of panel - deflection 2,5 mm	7,41 > 7,8 kn	
	center of panel - ultimate load	14,8 > 15,5 kn	
	loading class	6	

The load resistance tests have been performed in CBI Europe's internal laboratory and simulate the test method indicated by UNI EN 12825: 2001. The results obtained at a height of 20 cm may vary depending on the installation and the general conditions of the site. If the project requires a certification from a third party this must be explicitly requested.

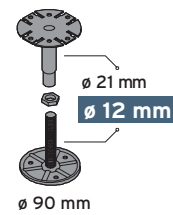
# STRUCTURES

## FLOOR SYSTEM **CBI/ST** without stringers



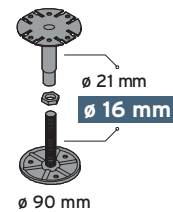
### adjustable pedestal

#### CBI F12



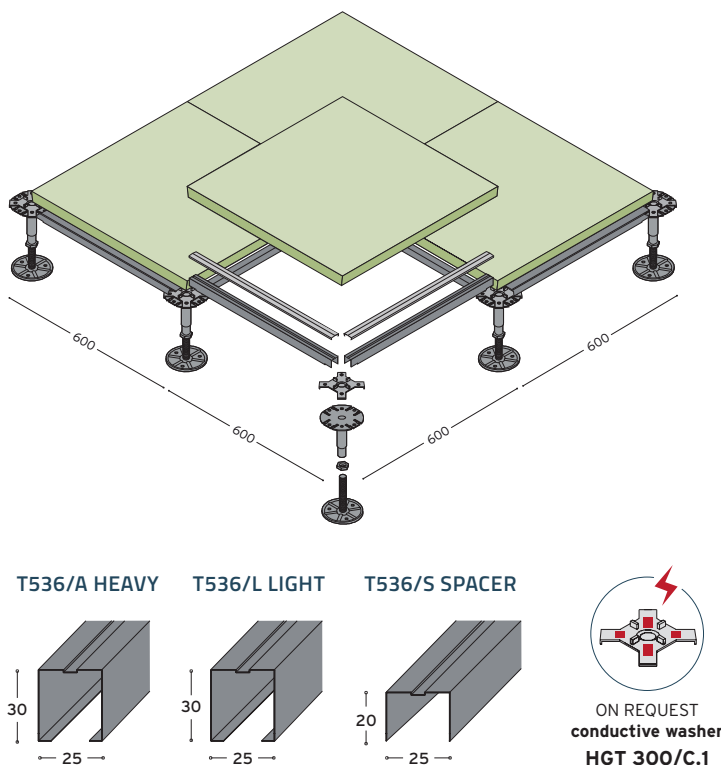
code	height/mm	weight/pcs
<b>CBI03F12</b>	45/65	0,23 Kg
<b>CBI04F12</b>	61/90	0,24 Kg
<b>CBI05F12</b>	83/130	0,27 Kg
<b>CBI06F12</b>	120/200	0,30 Kg

#### CBI F16

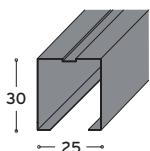


code	height/mm	weight/pcs
<b>CBI03F16</b>	45/65	0,30 Kg
<b>CBI04F16</b>	61/90	0,34 Kg
<b>CBI05F16</b>	83/130	0,39 Kg
<b>CBI06F16</b>	120/200	0,45 Kg
<b>CBI07F16</b>	170/290	0,55 Kg

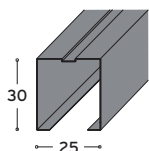
## FLOOR SYSTEM **CBI/ST** with stringers



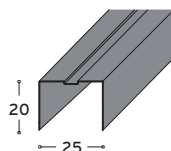
T536/A HEAVY



T536/L LIGHT



T536/S SPACER



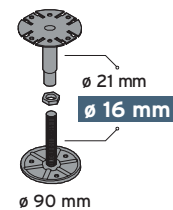
### adjustable pedestal

#### CBI F12



code	height/mm	weight/pcs
<b>CBI03F12</b>	45/65	0,23 Kg
<b>CBI04F12</b>	61/90	0,24 Kg
<b>CBI05F12</b>	83/130	0,27 Kg
<b>CBI06F12</b>	120/200	0,30 Kg

#### CBI F16



<b>CBI03F16</b>	45/65	0,30 Kg
<b>CBI04F16</b>	61/90	0,34 Kg
<b>CBI05F16</b>	83/130	0,39 Kg
<b>CBI06F16</b>	120/200	0,45 Kg
<b>CBI07F16</b>	170/290	0,55 Kg
<b>CBI08F16</b>	250/390	0,70 Kg
<b>CBI09F16</b>	350/490	0,83 Kg
<b>CBI10F16</b>	450/650	1,00 Kg

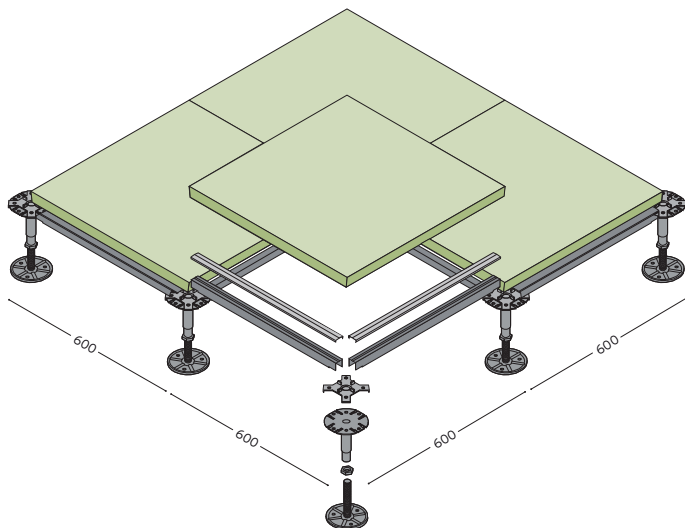
### stringers

open section stringer made with galvanised steel, Clip-On System with PVC washer.

**T536/A** 30 x 25 x 1 mm  
**T536/L** 30 x 25 x 0,7 mm  
**T536/S** 20 x 25 x 0,7 mm

## STRUCTURES

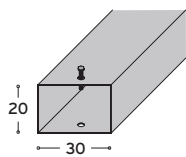
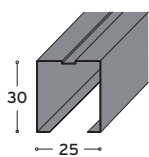
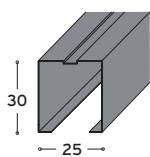
### FLOOR SYSTEM CR



T536/A HEAVY

T536/L LIGHT

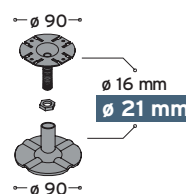
TT535



ON REQUEST  
conductive washer  
HGT 300/C.1

#### adjustable pedestal

##### CR



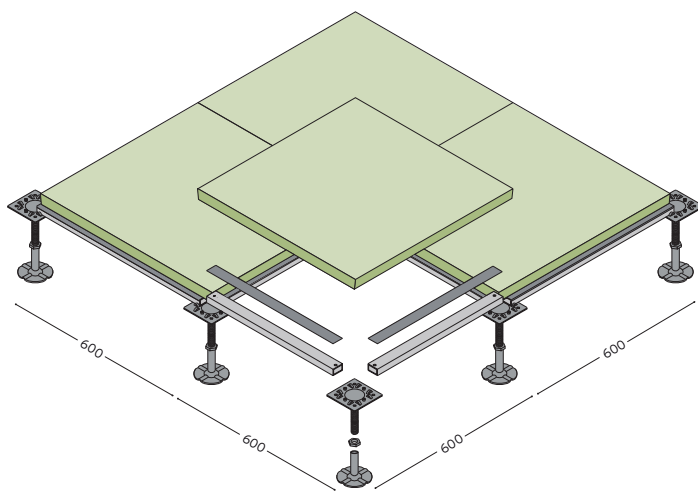
code	height/mm	weight/pcs
<b>CR00F16</b>	120/200	0,55 Kg
<b>CR01F16</b>	200/350	0,68 Kg
<b>CR02F16</b>	350/550	0,94 Kg
<b>CR03F18</b>	550/800	1,34 Kg
<b>CR04F20</b>	800/1050	1,85 Kg
<b>CR05F20</b>	1050/1300	2,14 Kg

#### stringers

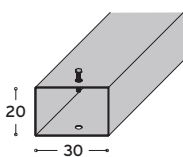
open section stringer made with galvanised steel,  
Clip-On / Screw Down System with PVC washer.

**T536/A** 30 x 25 x thk sp. 1 mm  
**T536/L** 30 x 25 x thk sp. 0,7 mm  
**TT535** 20 x 30 x thk sp. 0,8 mm

### FLOOR SYSTEM IF

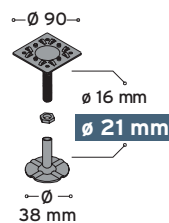


TT535



#### adjustable pedestal

##### IF



code	height/mm	weight/pcs
<b>IF1622</b>	160/220	0,70 Kg
<b>IF2128</b>	210/280	0,75 Kg
<b>IF2734</b>	270/340	0,80 Kg
<b>IF3339</b>	330/390	0,85 Kg
<b>IF3844</b>	380/440	0,90 Kg
<b>IF4349</b>	430/490	0,95 Kg
<b>IF4854</b>	480/540	1,00 Kg
<b>IF5359</b>	530/590	1,05 Kg
<b>IF5873</b>	580/730	1,25 Kg
<b>IF7287</b>	720/870	1,40 Kg
<b>IF8699</b>	860/990	1,70 Kg

#### stringers

open section stringer made with galvanised steel,  
Screw Down System with PVC washer.

**TT536** 20 x 30 x thk sp. 1 mm




## FINITURE

### ARCHITECTURE - CERAMIC TILES

available sizes: 600 x 600 x 10,5 mm available finishing: unpolished




dark ivory matt




beige matt




light brown matt



dark brown matt




warm grey matt




cool grey matt



light grey matt



medium grey matt




dark grey matt

### HABITAT - CERAMIC TILES


available sizes: 600 x 600 x 10,5 mm available finishing: unpolished




60DG




60G



60A



60N




60W


## FINITURE

### METEOR - CERAMIC TILES

available sizes: 600 x 600 x 10,5 mm available finishing: unpolished / polished




beige




brown



grigio



almond




perla



nero



india green



bianco




grafite



blu

### MARMOKER - CERAMIC TILES MARBLE IMITATION


available sizes: 600 x 600 x 10,5 mm available finishing: polished




bardiglio imperiale




breccia carsica




pulpis tortora



travertino romano




travertino bianco




nero creta



statuario grigio



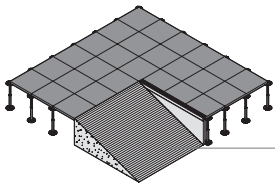
crema select



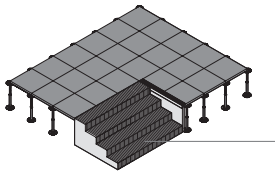
statuario oro

## ACCESSORIES

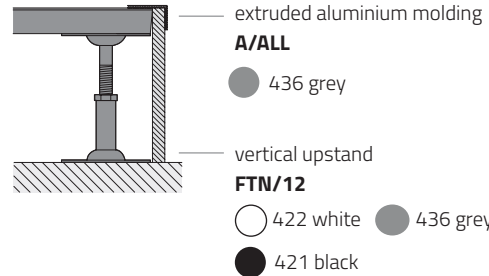
### RAMPS AND CONNECTION STEPS



**R/RAC**  
\*mdf, connection step with anti-slip black rubber



**G/Gan**  
\*mdf, connection step with anti-slip black rubber



extruded aluminium molding

**A/ALL**

● 436 grey

vertical upstand

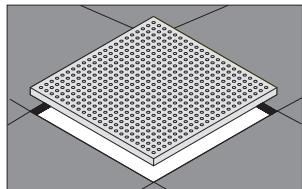
**FTN/12**

○ 422 white ● 436 grey


● 421 black

\*other ramp finishes available on request: HPL, PVC, linoleum

### PERFORATED PANEL



**AF1**  
**AF2**  
perforated panel for ventilation



600 x 600 mm

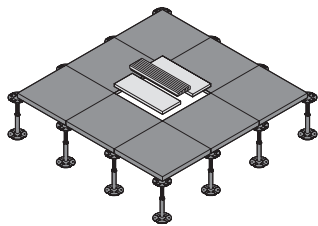
**AF1**

holes  $\varnothing$  8 mm  $S=1.45$  dm<sup>2</sup> -20%  
holes  $\varnothing$  10 mm  $S=2.26$  dm<sup>2</sup> -15%

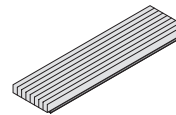
**AF2**

holes  $\varnothing$  8 mm  $S=2.72$  dm<sup>2</sup> -20%  
holes  $\varnothing$  10 mm  $S=4.27$  dm<sup>2</sup> -15%

### ALUMINIUM VENTILATION GRID



**GRS/150**  
**GRS/300**  
**GRS/600**  
aluminium ventilation grid with dumper for air regulation

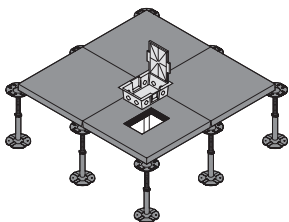


**GRS/150** 600 x 150 mm

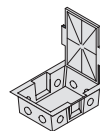
**GRS/300** 600 x 300 mm

**GRS/600** 600 x 600 mm

### ELECTRICAL OUTLET BOX



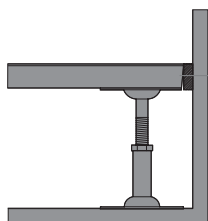
**TS/8**  
electrical outlet box



**TS/8**

electrical outlet box, 8 partitions  
> available on request 16 modules version

### PERIMETRAL GASKET FOR FIXING



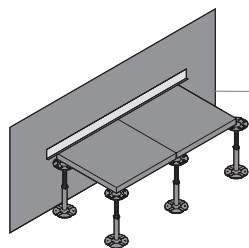
**X105**  
\*perimetral gasket for fixing



**X105/30** 5x30 mm lenght 28 ml/rool  
**X105/40** 5x40 mm lenght 28 ml/rool

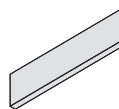
\*one-component polyuretane based foam available on request instead of the perimetral seal

## SKIRTING



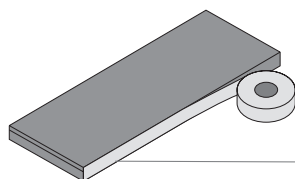
**BT/PVC**  
perimeter skirting

○ 422 white ● 436 grey  
● 421 black

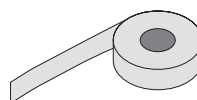


**BT/PVC** 60/80 x 5 x 3000 mm

## SELF-ADHESIVE ALUMINIUM



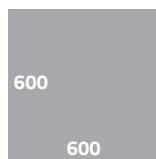
**SA/ALL**  
**SA/ALL.1**  
self-adhesive aluminium tape  
euro class A1 incombustible



**SA/ALL/30** 30 x length 50 ml/roll  
**SA/ALL/40** 40 x length 50 ml/roll

## MODULARITY

panel



The standard  
**600 x 600 mm**  
format effectively  
optimises usage.

incidence

surface	panel	pedestal	stringer
25 mq	3,3	4,0 pz/mq	7,2 pz/mq
50 mq	3,3	3,5 pz/mq	6,4 pz/mq
100 mq	3,3	3,3 pz/mq	6,2 pz/mq
200 mq	3,3	3,2 pz/mq	6,1 pz/mq
400 mq	3,3	3,2 pz/mq	5,9 pz/mq
1000 mq	3,3	2,8 pz/mq	5,6 pz/mq

The average incidence is theoretic. It changes according to the dimension and shape of the space.

## PACKAGING

pedestal

CBIF12	height		CBIF16	height		CR	height	
			<b>CBIO1F16</b>	26/35 mm	<b>80</b>	<b>CR00F16</b>	120/200 mm	<b>50</b>
			<b>CBIO2F16</b>	32/48 mm	<b>80</b>	<b>CR01F16</b>	200/350 mm	<b>30</b>
<b>CBIO3F12</b>	45/65 mm	<b>75</b>	<b>CBIO3F16</b>	45/65 mm	<b>75</b>	<b>CR02F16</b>	350/550 mm	<b>30</b>
<b>CBIO4F12</b>	61/90 mm	<b>60</b>	<b>CBIO4F16</b>	61/90 mm	<b>60</b>	<b>CR03F18</b>	550/800 mm	<b>15</b>
<b>CBIO5F12</b>	83/130 mm	<b>55</b>	<b>CBIO5F16</b>	83/130 mm	<b>55</b>	<b>CR04F20</b>	800/1050 mm	<b>15</b>
<b>CBIO6F12</b>	120/200 mm	<b>50</b>	<b>CBIO6F16</b>	120/200 mm	<b>50</b>	<b>CR05F20</b>	1050/1300 mm	<b>10</b>
<b>CBIO7F12</b>	170/290 mm	<b>40</b>	<b>CBIO7F16</b>	170/290 mm	<b>40</b>			
			<b>CBIO8F16</b>	250/390 mm	<b>30</b>			
			<b>CBIO9F16</b>	350/490 mm	<b>20</b>			
			<b>CBIO10F16</b>	450/650 mm	<b>20</b>			

Pedestal for the IF / IF Plus system are sold individually.




# RAISED ACCESS FLOORS: versatile, functional, 100% made in Italy.

CBI Europe is a leading manufacturer of raised access floors, with an output of over a 5 million square metres a year. Thirty years of development and the experience gained from installations in 70 different countries around the world ensure that CBI Europe's raised floor systems solve all the

problems normally caused by incompatibility between architectural restrictions and the perpetual changes demanded by evolving technology.

CBI Europe's floors also create environments with a high level of sustainability and livability.



**AESTETICH VERSATILITY**



**LIMITLESS CONFIGURATION**



**HI-TECH PERFORMANCES**

## Why

**VERSATILE, HIGH-TECH, SUSTAINABLE,  
EASY TO INSTALL AND INSPECT:  
THE PERFECT SOLUTION FOR ALL  
TYPES OF STRUCTURAL AND DESIGN  
REQUIREMENTS.**

## Where

**NEW-BUILD AND REFURBISHED OFFICES,  
BANKS, OPERATIONS CENTRES,  
CONTROL ROOMS, HOSPITALS,  
HOMES AND PUBLIC BUILDINGS.**

## Benefit

- **ACHIEVING FLEXIBLE, COMFORTABLE, CONTEMPORARY AND RESPONSIBLE INTERIORS.**
- **OBTAINING POINTS FOR LEED CERTIFICATION.**
- **SOUNDPROOFED ENVIRONMENTS.**
- **SPEEDING UP CONSTRUCTION.**
- **CONTAINING COSTS OF LABOUR AND MAINTENANCE.**
- **STRUCTURES 100% INSPECTABLE.**
- **INTEGRATION WITH ADVANCED CLIMATE CONTROL, DOMOTICS AND LIGHTING.**
- **PRECISE BUDGETING.**



### FIRE REACTION

All products are continually subjected to laboratory tests during the design and testing of certified institutes before sale. Woodcore Panels Soft Coverings fire resistance UNI EN 13501-2: REI 30.



### EXTENDED WORKING LIFE & DIMENSIONAL STABILITY

The excellence of the materials used and the production technologies make panels and structures resistant and lasting over time.



### ACOUSTIC ABSORPTION

The high density of the materials used contributes to the absorption of sounds, increasing the comfort of the working environments. Upon request they can be supplied with certifications.



### WALKING COMFORT

The flexural strength ensures an optimal response to the stresses of foot traffic. Upon request they can be supplied with certifications.



### HUMIDITY RESISTANCE

Maintain their dimensional stability even under extreme ambient conditions, and can therefore be installed in environments characterised by high levels of relative humidity and large variations in temperature.



### LEED CERTIFICATION

Wood agglomerate or calcium sulphate panels obtained from recyclable raw materials and manufactured in certified and constantly monitored processes to guarantee the highest standards of quality and safety. Each system contributes to obtaining points for LEED certification.



### FASTNESS

Light, modular and easy to handle, the systems are designed to guarantee rapid installation, respecting all the requirements of planarity and orthogonality. The inspection of the individual panels allows a significant reduction in time and maintenance costs.



### INSPECTABILITY

100% inspectable, giving easy access to water pipes and electrical cables and permitting easy reconfiguration of rooms.



CBI EUROPE Via Mons. A.O. Romero, 14 · 60027 Osimo (AN) Italy  
T +39 071 71 08 688 · fax +39 071 71 08 63 · info@cbi-europe.com · www.cbi-europe.com

